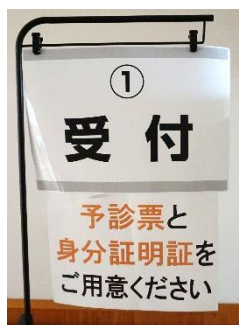




Vaccine

# Getting the COVID-19 Vaccine


\*flow of events at group/mass vaccination sites in Shizuoka City.



## ① Reception (Uketsuke)

- Your temperature will be taken.
- Prepare the following:

1. Vaccination Voucher (enclosed in envelope)
2. ID (driver's license, passport, residence card, etc.)
3. Pre-vaccination Screening Questionnaire (enclosed in envelope)



## ②③ Checking your questionnaire (Yoshin Hyo)

- Staff will check your questionnaire.
- If you haven't completed it yet, please do so first (at area ②).
- If this is your 2<sup>nd</sup> shot, staff will confirm the details of your 1<sup>st</sup> shot.



## ④ Wait for Medical Screening.

- You will get a number.
- When your number is called, go to the screening room (⑤予診室).



## ⑤ Medical Screening (Yoshin)

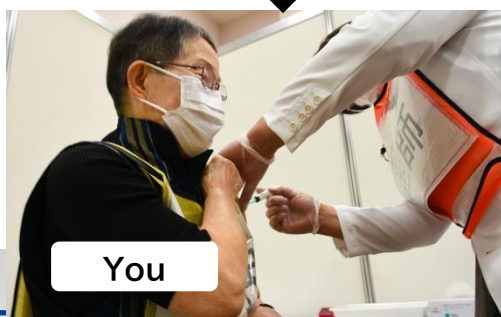
A doctor or nurse will check your questionnaire and ask you how you are feeling, about any underlying conditions, etc.

Turn the page.



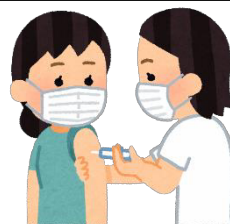
### ⑥ Wait to get the shot

- Please wait here with your shoulder exposed.



### ⑦ Get the shot (*Sesshu*)

- When you are called, go into the vaccination room
- A doctor or nurse will give you the shot.




### ⑧ Get a Certificate

- Staff will give you a certificate with the time, date and venue of your vaccination.



### ⑨ Monitoring Time (*Kansatsu*)

- After getting your shot, wait for 15-30 min.
- If everything is fine, you can leave.
- Please let the staff know if you feel unwell.

 Your 2<sup>nd</sup> shot will be done exactly 3 weeks after your 1<sup>st</sup>, at the same time and venue. If you are unsure, please ask a staff member.

うでが痛い / 頭がいたい / 汗が沢山でてきた(冷や汗) / めまいがする / 吐きそう  
Pain in arm    Headache    Cold sweats    Dizziness    Nausea