

I. 総括

I 総括 01 年別・部別取扱高

単位：数量＝kg、金額＝円

区 分		数 量	比 率	金 額	比 率
部 別	年		前年対比		前年対比
青果部	3年	51,772,078	70.9%	12,419,275,170	38.4%
			95.0%		94.4%
	2年	54,519,735	71.0%	13,150,193,388	39.5%
			97.7%		101.7%
水産物部	3年	21,252,222	29.1%	19,958,721,009	61.6%
			95.4%		98.9%
	2年	22,272,936	29.0%	20,178,245,558	60.5%
			93.1%		90.6%
合 計	3年	73,024,300	100.0%	32,377,996,179	100.0%
			95.1%		97.1%
	2年	76,792,671	100.0%	33,328,438,946	100.0%
			85.7%		92.1%

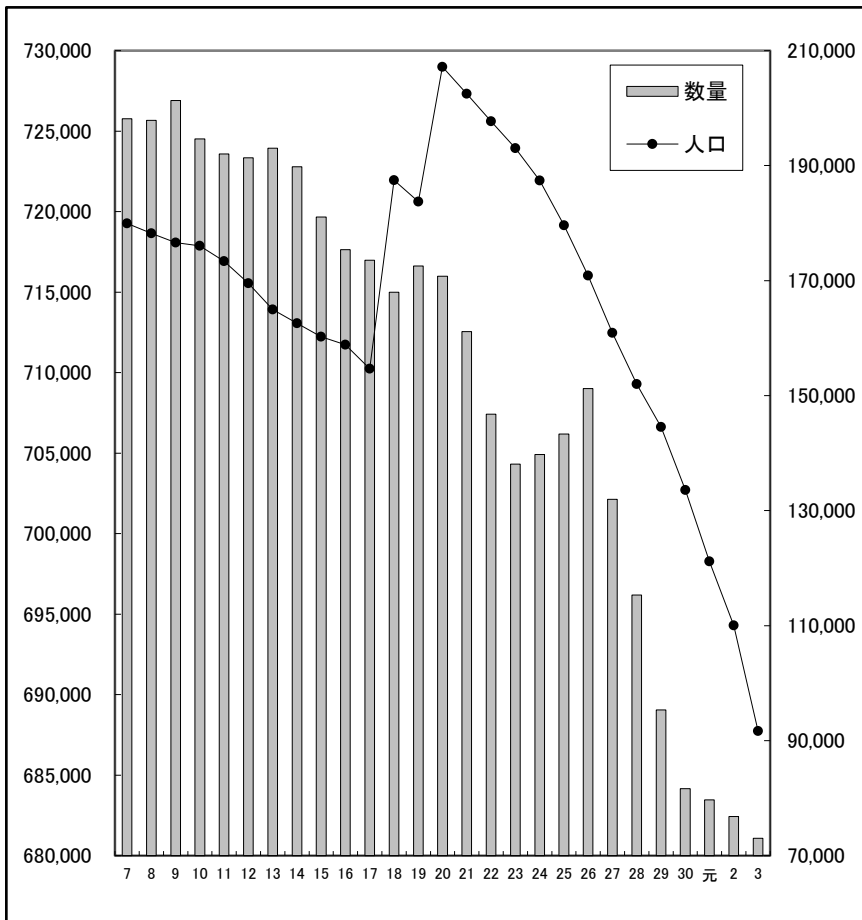
I 総括 02 人口と取扱高の推移

単位：人口＝人、開市日＝日 上段：数量＝kg
前年対比・指数＝％ 下段：金額＝円

年	静岡市人口 (毎年12月現在)		青果部			水産物部				合計			
	指数	前年対比	指数	開市日	前年対比	指数	開市日	前年対比	指数	前年対比	指数		
7	719,277	100.0	148,017,344 33,798,780,521	101.2 98.6	100.0 100.0	273	50,135,249 39,058,807,724	98.3 95.5	100.0 100.0	273	198,152,593 72,857,588,245	100.5 96.9	100.0 100.0
8	718,653	99.9	149,491,289 33,348,769,463	101.0 98.7	101.0 98.7	272	48,370,164 39,203,498,502	96.5 100.4	96.5 100.4	272	197,861,453 72,552,267,965	99.9 99.6	99.9 99.6
9	718,076	99.8	153,882,611 33,337,230,878	102.9 100.0	104.0 98.6	273	47,461,498 39,219,709,412	98.1 100.0	94.7 100.4	273	201,344,109 72,556,940,290	101.8 100.0	101.6 99.6
10	717,885	99.8	147,558,897 35,987,426,191	95.9 107.9	99.7 106.5	275	47,088,534 37,752,949,871	99.2 96.3	93.9 96.7	275	194,647,431 73,740,376,062	96.7 101.6	98.2 101.2
11	716,913	99.7	148,125,460 32,827,892,231	100.4 91.2	100.1 97.1	272	43,927,155 35,403,450,560	93.3 93.8	87.6 90.6	272	192,052,615 68,231,342,791	98.7 92.5	96.9 93.7
12	715,543	99.5	148,280,160 30,370,094,564	100.1 92.5	100.2 89.9	275	43,097,859 33,721,881,027	98.1 95.3	86.0 86.3	275	191,378,019 64,091,975,591	99.6 93.9	96.6 88.0
13	713,921	99.3	149,531,495 30,665,685,683	100.8 101.0	101.0 90.7	273	43,509,124 33,495,679,837	101.0 99.3	86.8 85.8	273	193,040,619 64,161,365,520	100.9 100.1	97.4 88.1
14	713,058	99.1	147,513,207 29,887,628,139	98.7 97.5	99.7 88.4	272	42,280,779 32,067,627,777	97.2 95.7	84.3 82.1	272	189,793,986 61,955,255,916	98.3 96.6	95.8 85.0
15	712,223	99.0	140,847,023 29,679,925,696	95.5 99.3	95.2 87.8	274	40,219,757 29,618,818,950	95.1 92.4	80.2 75.8	274	181,066,780 59,298,744,646	95.4 95.7	91.4 81.4
16	711,728	99.0	136,565,041 29,641,765,918	97.0 99.9	92.3 87.7	279	38,823,829 29,461,522,836	96.5 99.5	77.4 75.4	279	175,388,870 59,103,288,754	96.9 99.7	88.5 81.1
17	710,236	98.7	134,883,038 27,449,812,599	98.8 92.6	91.1 81.2	274	38,644,420 28,606,707,184	99.5 97.1	77.1 73.2	274	173,527,458 56,056,519,783	98.9 94.8	87.6 76.9
18	721,945	100.4	130,396,871 27,778,295,370	96.7 101.2	88.1 82.2	274	37,578,160 28,771,036,940	97.2 100.6	75.0 73.7	274	167,975,030 56,549,332,310	96.8 100.9	84.8 77.6
19	720,628	100.2	135,015,645 27,064,516,140	103.5 97.4	91.2 80.1	273	37,515,178 28,349,294,150	99.8 98.5	74.8 72.6	273	172,530,823 55,413,810,290	102.7 98.0	87.1 76.1
20	728,996	101.4	135,170,732 27,038,556,262	100.1 99.9	91.3 80.0	274	35,606,954 28,100,999,223	94.9 99.1	71.0 71.9	274	170,777,686 55,139,555,485	99.0 99.5	86.2 75.7
21	727,318	101.1	126,456,594 25,384,295,080	93.6 93.9	85.4 75.1	274	34,691,173 26,463,819,924	97.4 94.2	69.2 67.8	274	161,147,767 51,848,115,004	94.4 94.0	81.3 71.2
22	725,610	100.9	115,132,201 26,217,891,015	91.0 103.3	77.8 77.6	273	31,664,760 24,603,742,378	91.3 93.0	63.2 63.0	274	146,796,961 50,821,633,393	91.1 98.0	74.1 69.8
23	723,949	100.6	110,236,807 23,666,753,819	95.7 90.3	74.5 70.0	272	27,851,407 22,513,418,124	88.0 91.5	55.6 57.6	273	138,088,214 46,180,171,943	94.1 90.9	69.7 63.4
24	721,924	100.4	111,497,958 23,412,902,367	101.1 98.9	75.3 69.3	273	28,243,626 22,991,088,991	101.4 102.1	56.3 58.9	274	139,741,584 46,403,991,358	101.2 100.5	70.5 63.7
25	719,153	100.0	112,801,185 23,952,310,396	101.2 102.3	76.2 70.9	269	30,516,401 23,297,346,712	108.0 101.3	60.9 59.6	272	143,317,586 47,249,657,108	102.6 101.8	72.3 64.9
26	716,019	99.5	122,059,577 24,739,968,687	108.2 103.3	82.5 73.2	268	29,180,092 23,333,123,204	95.6 100.2	58.2 59.7	270	151,239,669 48,073,091,891	105.5 101.7	76.3 66.0
27	712,474	99.1	102,816,876 22,371,696,567	84.2 90.4	69.5 66.2	267	29,128,385 23,773,912,113	99.8 101.9	58.1 60.9	268	131,945,261 46,145,608,680	87.2 96.0	66.6 63.3
28	709,286	98.6	87,468,859 21,258,369,910	85.1 95.0	59.1 62.9	264	27,846,200 23,030,234,872	95.6 96.9	55.5 59.0	266	115,315,059 44,288,604,782	87.4 96.0	58.2 60.8
29	706,633	98.2	69,639,427 17,308,963,057	79.6 81.4	47.0 51.2	262	25,688,042 22,907,810,289	92.2 99.5	51.2 58.6	264	95,327,469 40,216,773,346	82.7 90.8	48.1 55.2
30	702,702	97.7	56,708,623 14,307,885,101	81.4 82.7	38.3 42.3	256	24,944,927 22,751,202,201	97.1 99.3	49.8 58.2	260	81,653,550 37,059,087,302	85.7 92.1	41.2 50.9
元	698,275	97.1	55,806,250 12,934,645,352	98.4 90.4	37.7 38.3	254	23,923,671 22,278,993,960	95.9 97.9	47.7 57.0	255	79,729,921 35,213,639,312	97.6 95.0	40.2 48.3
2	694,296	96.5	54,519,735 13,150,193,388	97.7 101.7	36.8 38.9	254	22,272,936 20,178,245,558	93.1 90.6	44.4 51.7	257	76,792,671 33,328,438,946	96.3 94.6	38.8 45.7
3	687,748	95.6	51,772,078 12,419,275,170	95.0 94.4	35.0 36.7	252	21,252,222 19,958,721,009	95.4 98.9	42.4 51.1	255	73,024,300 32,377,996,179	95.1 97.1	36.9 44.4

I 総括 03 人口と取扱高の推移（図表）(1) 合計

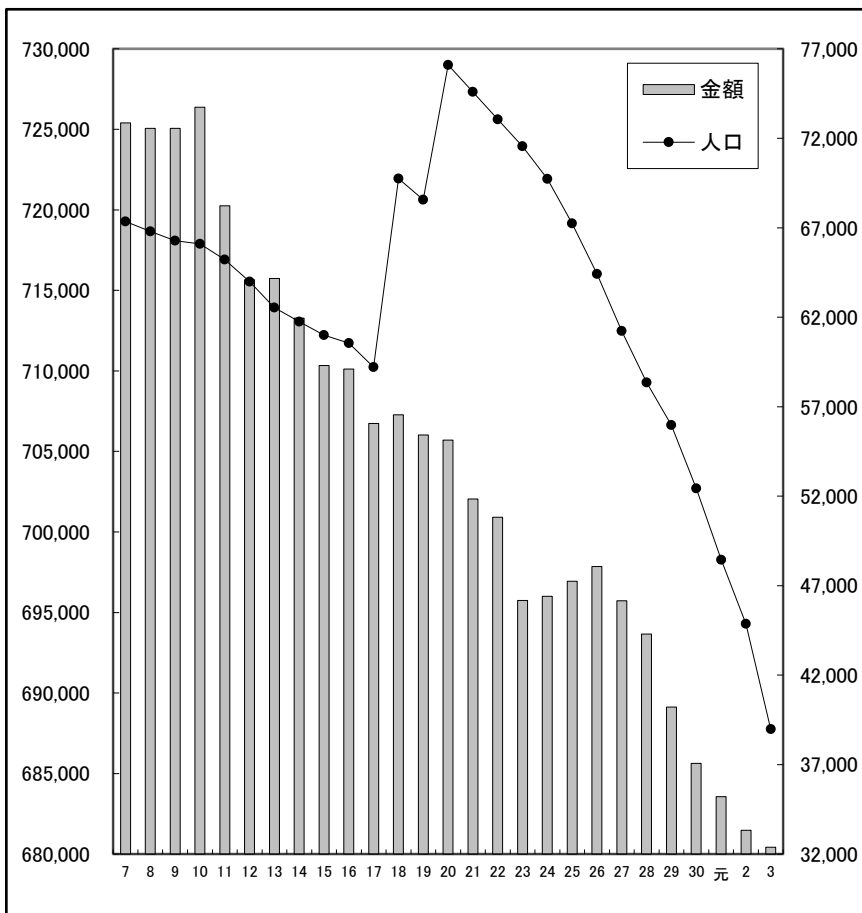
数量



(単位：人・トン)

年	人口	数量
7	719,277	198,152
8	718,653	197,861
9	718,076	201,344
10	717,885	194,648
11	716,913	192,052
12	715,543	191,378
13	713,921	193,040
14	713,058	189,794
15	712,223	181,067
16	711,728	175,389
17	710,236	173,527
18	721,945	167,975
19	720,628	172,531
20	728,996	170,778
21	727,318	161,148
22	725,610	146,797
23	723,949	138,088
24	721,924	139,742
25	719,153	143,317
26	716,019	151,240
27	712,474	131,945
28	709,286	115,315
29	706,633	95,327
30	702,702	81,654
元	698,275	79,730
2	694,296	76,793
3	687,748	73,024

金額

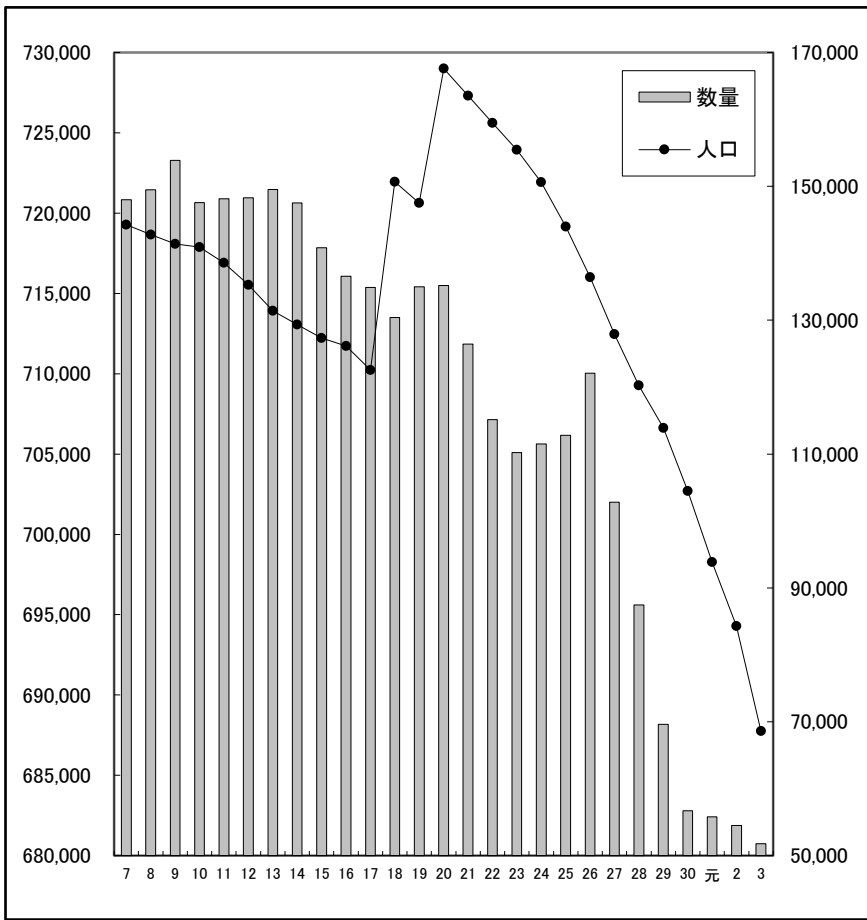


(単位：人・百万円)

年	人口	金額
7	719,277	72,858
8	718,653	72,552
9	718,076	72,557
10	717,885	73,740
11	716,913	68,231
12	715,543	64,092
13	713,921	64,162
14	713,058	61,956
15	712,223	59,299
16	711,728	59,104
17	710,236	56,057
18	721,945	56,549
19	720,628	55,414
20	728,996	55,140
21	727,318	51,848
22	725,610	50,822
23	723,949	46,180
24	721,924	46,404
25	719,153	47,249
26	716,019	48,073
27	712,474	46,146
28	709,286	44,288
29	706,633	40,217
30	702,702	37,059
元	698,275	35,214
2	694,296	33,328
3	687,748	32,378

I 総括 03 人口と取扱高の推移（図表）(2) 青果部

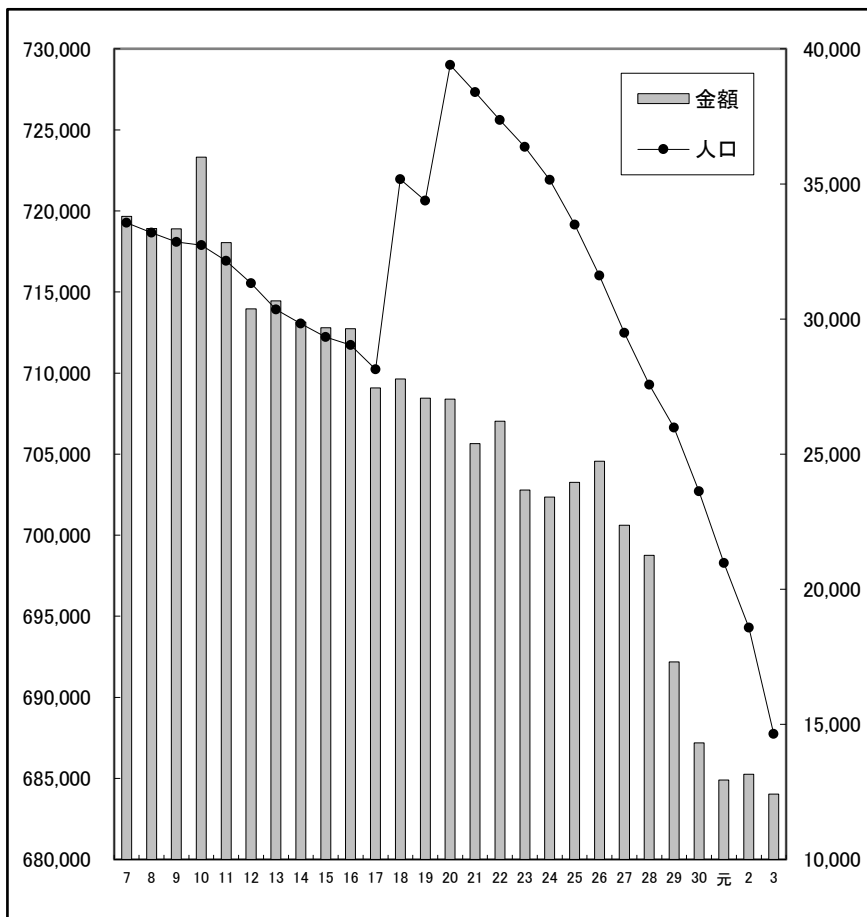
数量



(単位：人・トン)

年	人口	数量
7	719,277	148,017
8	718,653	149,491
9	718,076	153,883
10	717,885	147,559
11	716,913	148,125
12	715,543	148,280
13	713,921	149,531
14	713,058	147,513
15	712,223	140,847
16	711,728	136,565
17	710,236	134,883
18	721,945	130,397
19	720,628	135,016
20	728,996	135,171
21	727,318	126,457
22	725,610	115,132
23	723,949	110,237
24	721,924	111,498
25	719,153	112,801
26	716,019	122,060
27	712,474	102,817
28	709,286	87,469
29	706,633	69,639
30	702,702	55,806
元	698,275	55,806
2	694,296	54,520
3	687,748	51,772

金額

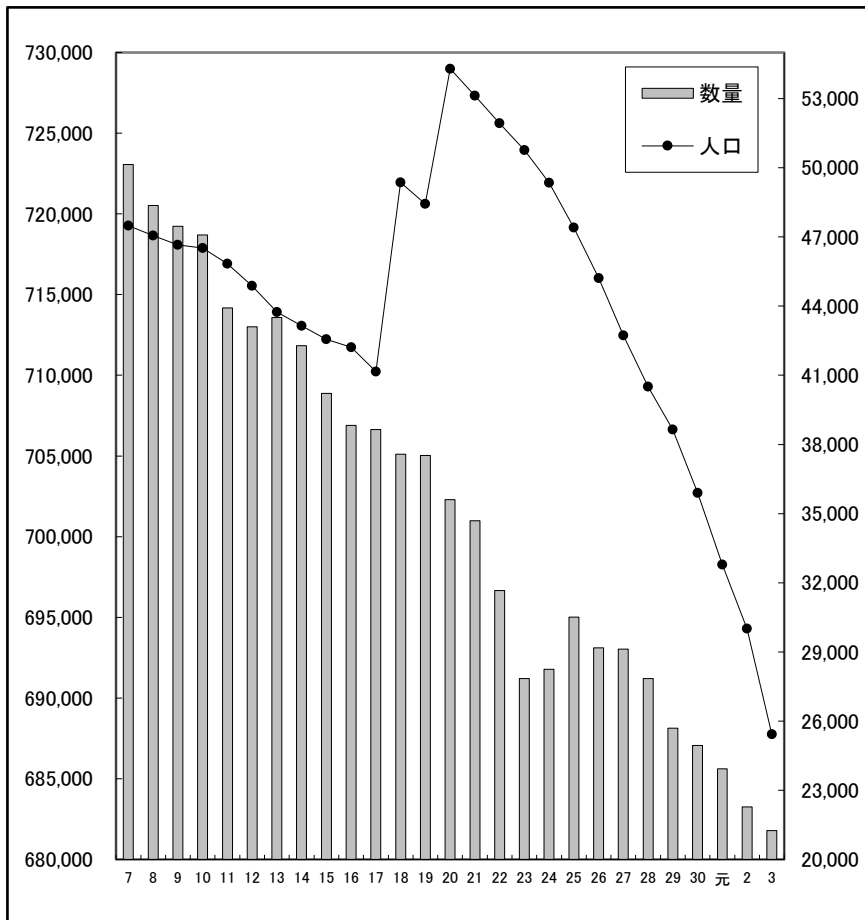


(単位：人・百万円)

年	人口	金額
7	719,277	33,799
8	718,653	33,349
9	718,076	33,337
10	717,885	35,987
11	716,913	32,828
12	715,543	30,370
13	713,921	30,666
14	713,058	29,888
15	712,223	29,680
16	711,728	29,642
17	710,236	27,450
18	721,945	27,778
19	720,628	27,065
20	728,996	27,039
21	727,318	25,384
22	725,610	26,218
23	723,949	23,667
24	721,924	23,413
25	719,153	23,952
26	716,019	23,952
27	712,474	24,740
28	709,286	22,372
29	706,633	21,258
30	702,702	17,309
元	698,275	14,308
2	694,296	13,150
3	687,748	12,419

I 総括 03 人口と取扱高の推移（図表）(3)水産物部

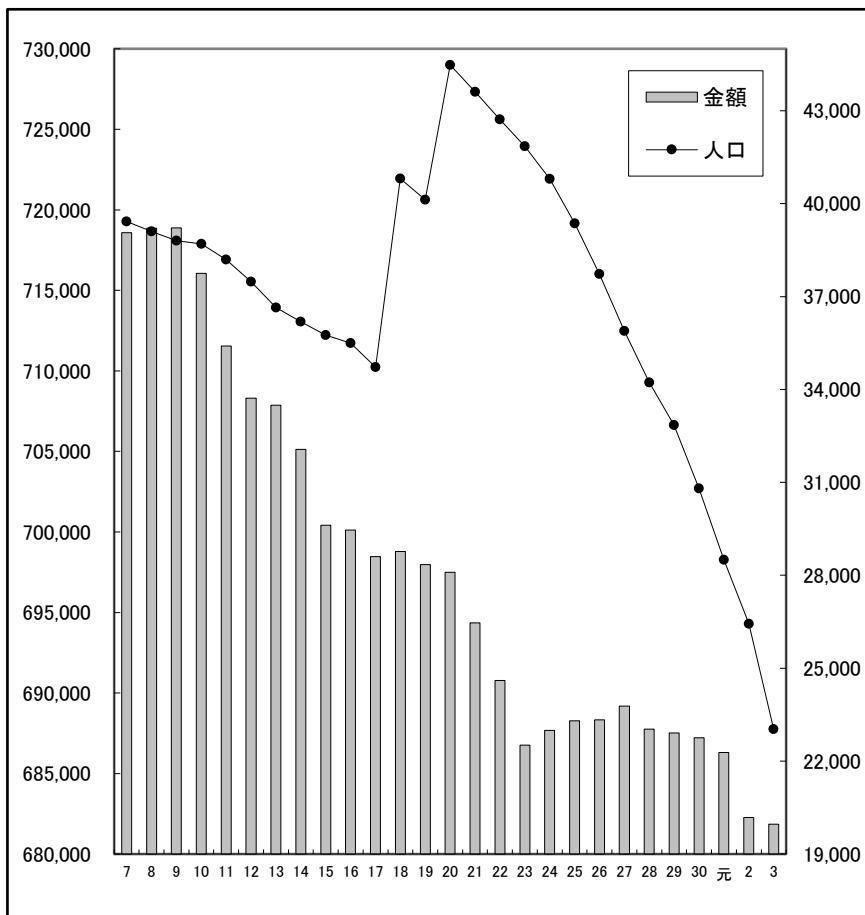
数量



(単位：人・トン)

年	人口	数量
7	719,277	50,135
8	718,653	48,370
9	718,076	47,461
10	717,885	47,089
11	716,913	43,927
12	715,543	43,098
13	713,921	43,509
14	713,058	42,281
15	712,223	40,220
16	711,728	38,824
17	710,236	38,644
18	721,945	37,578
19	720,628	37,515
20	728,996	35,607
21	727,318	34,691
22	725,610	31,665
23	723,949	27,851
24	721,924	28,244
25	719,153	30,516
26	716,019	29,180
27	712,474	29,128
28	709,286	27,846
29	706,633	25,688
30	702,702	24,945
元	698,275	23,924
2	694,296	22,273
3	687,748	21,252

金額



(単位：人・百万円)

年	人口	金額
7	719,277	39,059
8	718,653	39,203
9	718,076	39,220
10	717,885	37,753
11	716,913	35,403
12	715,543	33,722
13	713,921	33,496
14	713,058	32,068
15	712,223	29,619
16	711,728	29,462
17	710,236	28,607
18	721,945	28,771
19	720,628	28,349
20	728,996	28,101
21	727,318	26,464
22	725,610	24,604
23	723,949	22,513
24	721,924	22,991
25	719,153	23,297
26	716,019	23,333
27	712,474	23,774
28	709,286	23,030
29	706,633	22,908
30	702,702	22,751
元	698,275	22,279
2	694,296	20,178
3	687,748	19,959